



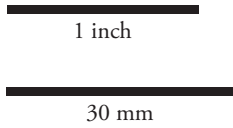
219 BEDFORD AVENUE
CATBIRDNYP.COM

HOW TO DETERMINE YOUR RING SIZE

Ring sizing is tricky! We created this guide to help but we highly recommend going to a local jeweler and getting sized in person. Many of our rings are easily resized but there are some that cannot be resized (for example, most rings with stones or patterns all around).

If you have any questions please email customerservice@catbirdnyc.com before purchasing.

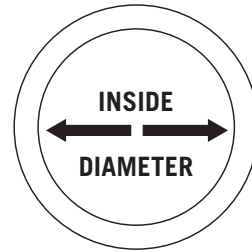
BEFORE MEASURING - CONFIRM PRINTED PAPER SIZE



1. Ring measurements are very precise. Carefully follow these instructions to obtain an accurate measurement.
2. Prior to printing, ensure that *Page Scaling* is set to "None" on your print dialog box.
3. Measure the bar on the left. It must be exactly 1 inch or 30 mm long. Alternately, place a quarter where indicated. The quarter should fit completely over the image so that all lines are covered, without the quarter hanging over any edges.

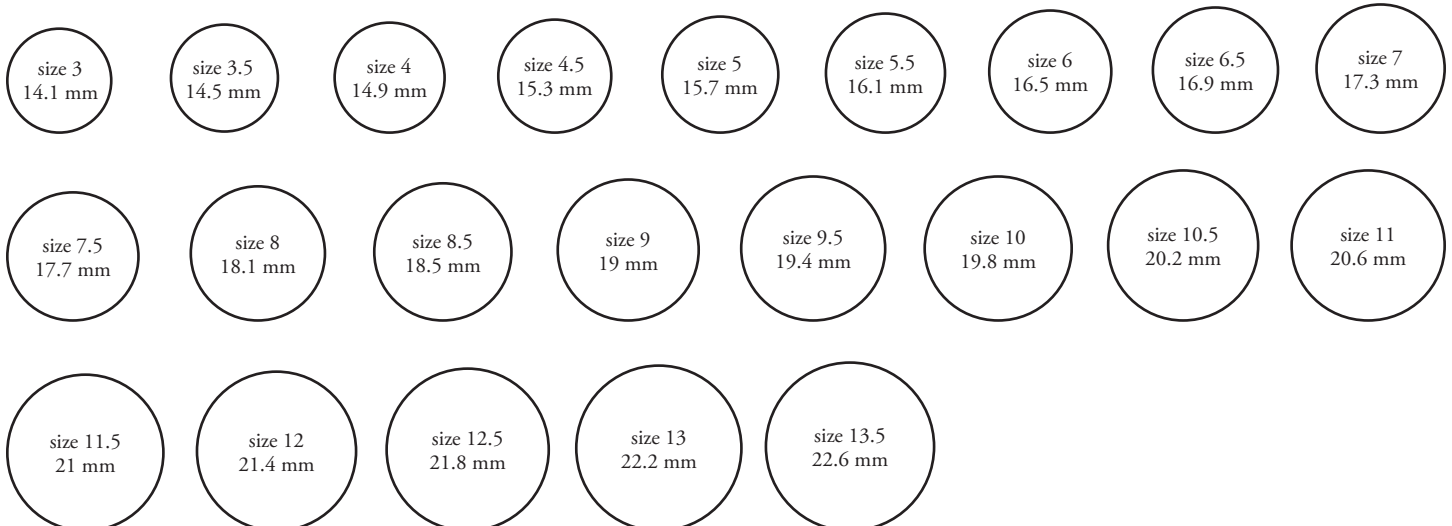
MEASURE AN EXISTING RING

1. Select a ring that properly fits the intended finger. (Engagement and wedding rings are traditionally worn on the ring finger on the left hand in the United States.)
2. Place the ring over the circles below, matching the inside edge of the ring to the circle nearest in size. This measurement refers to the inside diameter of the ring.
3. If the ring falls between two sizes, order the larger size.



Measurements match the **inside** edge of the ring.

US & CANADIAN RING SIZES:



We cannot guarantee that ring sizing via paper will be accurate. We highly recommend getting sized by a local jeweler.



219 BEDFORD AVENUE
CATBIRDNYC.COM

TIPS FOR MEASURING RING SIZE

MEASURING YOUR FINGER

Your ring should fit your finger comfortably; snug enough so that it will not fall off, but loose enough to slide over your knuckle with some resistance.

Finger size changes depending on the time of day and the weather. For best results measure your finger size:

1. At the end of the day and when your fingers are warm (Fingers are smaller in the early morning and when cold.)
2. Measure finger size 3 to 4 times for accuracy.

Temperature is important

Don't measure when your body temperature is either too cold or too hot. A cold finger shrinks while a hot finger expands causing an inaccurate reading.

When two sizes seem to fit

If you are between two sizes, always go with the larger one.

Don't use strings

Strings tend to stretch, which can result in a wrong size.

Big knuckles can affect your size

If your knuckle is larger than the base of your finger, you may need to go up a half size.

A wider band needs a bigger size

If you are purchasing a wide band, you will be more comfortable moving up a half size from your measurement.

RING SIZES IN THE US

Women's rings typically range from size 3 to 10. The most commonly purchased women's ring sizes at Catbird range from size 5 to 7. Size 6 is our most popular ring size.

Men's rings typically range from size 8 to 14. The most commonly purchased men's ring sizes at Catbird range from size 8 to 10-1/2. Size 9 is our most popular ring size.

TIPS FOR BUYING A RING AS A SURPRISE

Borrow one of the recipient's rings (from the correct finger) and use the ring measurements on the first page to determine its size. We recommend measuring with a plain band. Please make sure beforehand that the ring you are purchasing can be resized. Rings with stones or patterns all the way around usually cannot be resized. Most other rings can be resized for a nominal fee.

For best results, measure a plain, narrow band

Extra wide band styles tend to fit slightly small. If your borrowed ring has a narrower shaft than the one you wish to purchase, you may wish to order a ring a size larger than the normal size worn. Also, large stone rings may cause the shank to lift up when laid on its side on the display, slightly distorting the size measurements.

INTERNATIONAL SIZE CONVERSION

If ordering from outside of the US or Canada, determine your ring size according to your country's standard, then use the International Ring Size Chart to convert to the corresponding US ring size.

We guarantee to make the size that is ordered, but we cannot be responsible for conversions or fitting.

CATBIRD CONTACT INFO

For the fastest response please email us at customerservice@catbirdnyc.com.

If you are interested in a ring, please include the size and material you need.

CATBIRDNYC.COM

We cannot guarantee that ring sizing via paper will be accurate. We highly recommend getting sized by a local jeweler.